


## Possible positions for worm gear operators:

 Flow direction of medium  Opening direction disc




**Design 01:**

- Standard
- Gear left side
- opening with flow direction




**Design 02:**

- Optional
- Gear right side
- opening with flow direction



**Design 03:**


- Optional
- Gear left side
- opening against flow direction



**Design 04:**

- Optional
- Gear right side
- opening against flow direction

## Possible positions for handwheels:




**Design A:**

- Standard
- Handwheel top



**Design B:**

- Optional
- Handwheel right



**Design C:**

- Optional
- Handwheel left



**Design D:**

- Optional
- Handwheel below